

CRM - CRM-HA280 CRM-HA/HB Series Motor

CRM series' inner curve piston hydraulic motor is what we design for high-end application. With advantage of hollow rotor, CRM motor can be mounted with brake, speed encoder,

and some special equipments mounted through the center of motor, according to the user's requirements. It shows its striking features of high pressure

endurance, stability at low speed, and high output torque in various inferior working conditions.

Main characteristics:

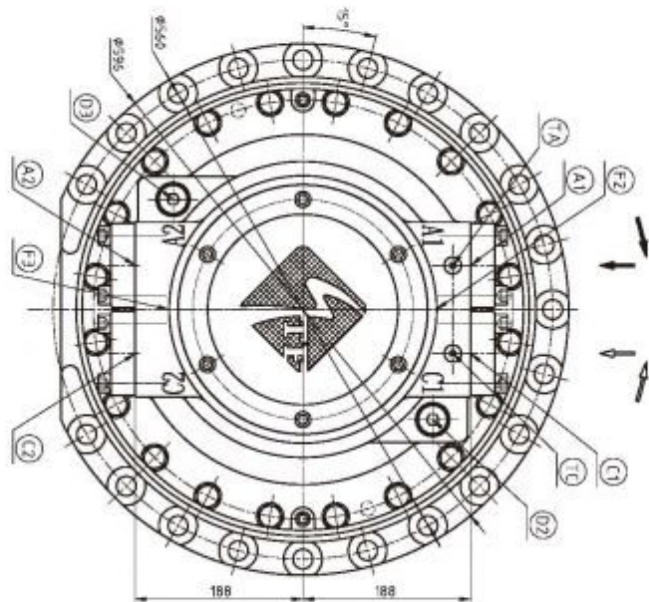
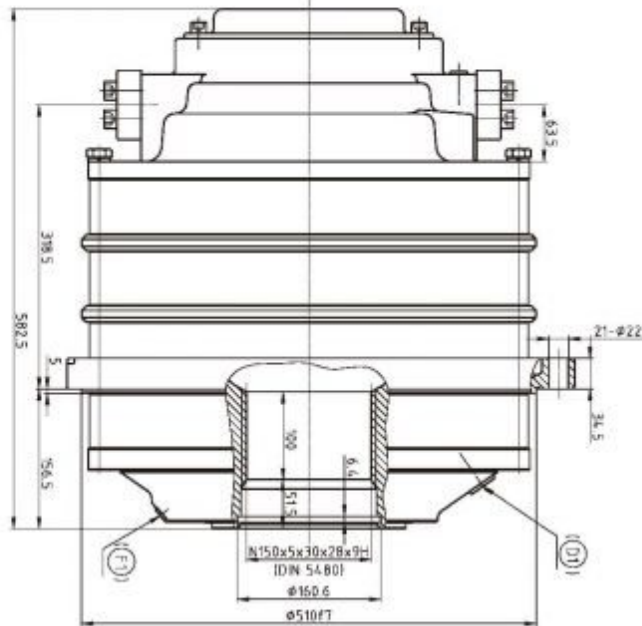
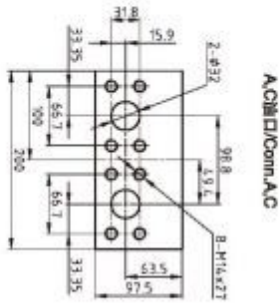
1. Good anti-shock capability and stability;
2. Stable speed switch; brake available;
3. Enable free running working condition;
4. Multi-mounting options; hollow shaft design;
5. Large output torque; wide speed range; directly replace combined devices of high speed motor and gearbox; compact structure;
6. Stable performance in low speed;
7. Higher mechanical and volumetric efficiency;
8. Reversible rotation;
9. Higher power-mass ratio;
10. Higher reliability; easy maintenance;

TYPE	Displacement	Unit Torque	Rated Pressure	Max. Pressure	Rated Torque	Rated Speed	Max
	ml/r	N.m/bar	bar	bar	N.m	r/min	r/
HA280-280	17600	280	250	315	70000	67	

CRM-HA280 系列/ CRM-HA280 Serie



CRM-HA280 外形及安裝尺寸/CRM-HA280 Installation Dimensions



接口尺寸/Connection

主油口 A Main Conn. A	主油口 C Main Conn. C	進油口 Drain Conn.	沖洗油口 Flushing Conn.	測試油口 Test Conn.
A1	A2	C1	(D1) D2 D3	F1 F2 F3
SAE 1 1/4"	SAE 1 1/4"	BSP3/4"	BSP3/4"	SAE 1/4"

- ITM
- ITMS
- STFC
- STFD
- CRM-HA
- CRM-HB
- CRM-PS
- SMA6V
- SMA2F
- OMZ



Product link : <http://www.stffirm.com/?p=1166>